

# Student Financial Assistance

## Annual Update

January 23, 2008

Higher Education Coordinating Board

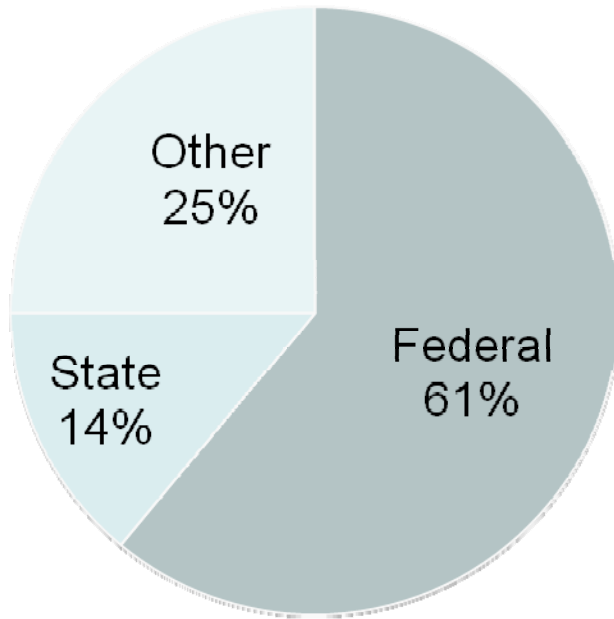
# SFA Annual Update

- Spending overview
- New programs & initiatives
- GEAR UP update
- Notable events
- Research activities
- Summary

# Total Aid

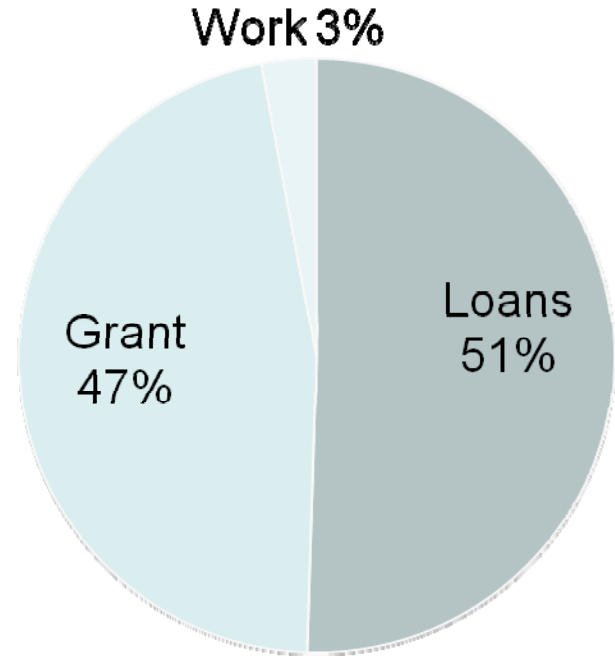
\$1.62 Billion to 135,000 students

## Financial Aid by Source



Federal	\$987 m
State	\$229 m
Other	\$409 m

## Financial Aid by Type



Loan	\$823 m
Grant	\$757 m
Work	\$ 44 m

Note: About a \$10 million and 3,000 student increase from 2006-07. Does not include aid disbursed by colleges and universities that do not participate in state aid programs; does not include all private loans.

# State Student Aid

Administered by the HECB

<b>Student Aid</b>	<b>2007-2008</b>	<b>2008-2009</b>
Total State Aid	\$216 million	\$236 million
Students Served	82,800	83,000 (est.)
Participating Schools*	99	99

\*68 schools participate in State Need Grant

# State Need Grant

	<b>2007-2008</b>	<b>2008-2009</b>
<b>Funding</b> 2007-08 includes federal match of \$1.2m	<b>\$182 million</b>	<b>\$195 million</b>
<b>Served Students</b>	<b>70,085</b>	<b>71,000 (est.)</b>
<b>Participating Schools</b>	<b>68</b>	<b>68</b>
<b>Students Not Served</b>	<b>550 FTE</b>	<b>4,000 (est.)</b>
<b>Income Cut-off</b>	<b>70% MFI (\$50,500 family of 4)</b>	<b>70% MFI (\$52,500 family of 4)</b>

Note: Does not include less-than-halftime pilot project funding or students.

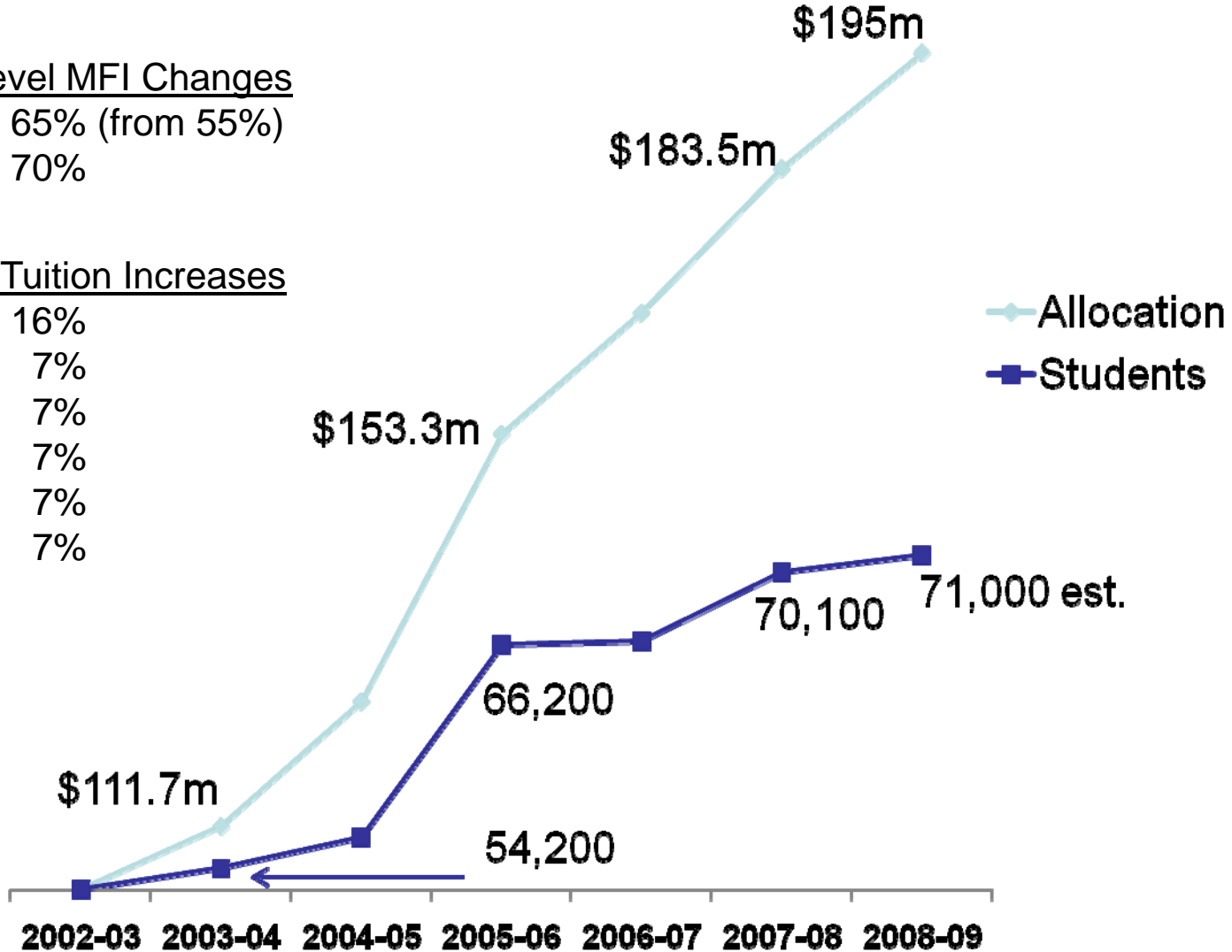
# State Need Grant Growth

Service Level MFI Changes

2005-06 = 65% (from 55%)  
 2007-08 = 70%

Research Tuition Increases

2002-03 = 16%  
 2003-04 = 7%  
 2004-05 = 7%  
 2005-06 = 7%  
 2007-08 = 7%  
 2008-09 = 7%



# State Work Study

	<b>2007-2008</b>	<b>2008-2009</b>
<b>Funding</b> 2007-08 includes federal match of \$.3m	<b>\$20.7 million</b>	<b>\$21.8 million</b>
<b>Students Served</b>	<b>9,438</b>	<b>9,549 (est.)</b>
<b>Participating Schools</b>	<b>55</b>	<b>55</b>
<b>Ratio of SWS recipients to all needy students (goal = 1 in 12)</b>	<b>1 in 14</b>	<b>TBD</b>
<b>Participating employers</b>	<b>3,000</b>	<b>3,000</b>

Note: In 2007-08 total student earnings were about \$26.4 million; the difference was funded through employer match.

# New Programs

## *Passport to College Promise*

Six-year pilot program that provides comprehensive services to former foster youth.

### **First year achievements:**

- 48 institutions agree to provide viable plan for support
- Breakthrough model developed for information sharing with DSHS
- Over 300 students verified resulting in special outreach
- Significant financial aid to over 100 students
- Web site development with DSHS

**Think you can't  
go to college?**

**Think again.**

---

The state of Washington has created the **Passport to College Promise** just for foster youth like you.

This new program is designed to encourage foster youth to prepare for and succeed in college.



**This is *your*  
Passport to College.**

# New Programs

## *College Bound Scholarship*

An early incentive scholarship designed to encourage 7<sup>th</sup> & 8<sup>th</sup> grade students from low-income families to “dream big.”


### First year achievements:

- 16,500 students applied
- Developed promotional partnerships with K-12, college access providers, associations, community groups, etc.
- Online application & systems created
- Special outreach efforts in 2008-09 working with community partners through federal grant

**Think you can't afford college?**

**Think again.**

If you're in 7th or 8th grade and you're ready to work hard in school, keep your grades up and stay out of trouble until you graduate, you may be eligible for a four-year College Bound Scholarship.



**I am college bound!**

# New Programs

## ***GET Ready for Math & Science***

- Conditional scholarship for students who score well on the math/science WASL or SAT/ACT
- Students agree to major in math or science and work in WA for three years
- Eligible student notifications mailed with WASL scores
- Awards begin in 2010
- College Success Foundation is program administrator
- \$1.25 million of \$5 million state endowment matched to date

Applications available April 1, 2009

### Four years of **FREE** college tuition



*If you earn a high score on the math/science WASL or math SAT/ACT, you may be eligible to apply for up to four years of FREE college tuition.*

**To be eligible, you must:**

- Be a member of the class of 2010 or beyond
- Score a 4 on the math or science section of the high school WASL or above the 95th percentile on the math section of the SAT or ACT
- Have a family income at or below 125 percent of the state median family income (A family of four earning \$90,128 or less would meet the income eligibility requirement for the 2007-08 year)
- Agree to earn a bachelor's degree in a qualified math or science program at an eligible Washington college or university
- Agree to work full-time in a math or science occupation in Washington for at least three years after college graduation

You can use your scholarship at any eligible public or private two-year or four-year college or university in Washington. The scholarship award cannot exceed resident undergraduate tuition and required state fees at the University of Washington.

**Contact us:**  
To learn more about the new GET Ready for Math and Science Conditional Scholarship, visit us at [www.hesb.wa.gov/CEIB-ready](http://www.hesb.wa.gov/CEIB-ready), call 1-877-895-4667 (toll-free) or email us at [info@collegesuccessfoundation.org](mailto:info@collegesuccessfoundation.org)

Applications will be available April 1, 2009 and due by June 30, 2009.

The new GET Ready for Math and Science Conditional Scholarship Program is a partnership of the Washington Higher Education Coordinating Board, the Office of the Superintendent of Public Instruction and the College Success Foundation.



# New Features & Initiatives

## ***State Need Grant Less-than-halftime***

- ◆ Expanded to include all institutions - 1,982 students served in 2007-08 totaling \$500,000
- ◆ Majority served in the community colleges

## ***State Work Study High Demand***

- ◆ Internships for prospective teachers to provide opportunity to gain experience in math or science classrooms
- ◆ Nine institutions participating via competitive application process

# New Features & Initiatives

## ***Conditional Scholarship Expansion***

- ◆ Future Teachers expanded to fund about 225 new awards for the biennium
- ◆ Alternative Routes to Teaching expanded to provide paraprofessionals and educator retooling; administered by the Professional Educator's Standards Board
- ◆ Both programs show 85%+ success rate

## ***Scholarship Clearinghouse***

- ◆ A coalition of private, non-profit providers working to create a web-based scholarship search tool for Washington students
- ◆ To be implemented Fall 2009

# GEAR UP Update

- New study indicates college enrollment rates for Washington GEAR UP students significantly higher than state average for low-income students (72% vs. 45%)
- State expansion – *GEAR UP for Student Success* to 25 additional school districts
- *Scholars Project* sites located in 12 cities
- 400 students receiving \$4,000 scholarships
- Hosted a multi-state conference in Vancouver



# Other Notable Events

- Federal **College Access Challenge Grant** to improve information & awareness to low-income families
  - College Success Foundation
  - Community Foundation of North Central Washington
  - Metropolitan Development Council
  - Northwest Education Loan Association
- Enhancements to the **Unit Record Report** will go into effect for 2008-09 submission to allow new aid programs and disaggregate current fields
- Uniform State Need Grant **Repayment Policy** developed to ensure consistency among schools and equity for students

# Research Activity

## **Financial aid outreach and awareness study**

Evaluates availability of quality information

- 47 aid offices reported presenting 440 events, but 14 had to deny at least 37 requests.

## **Unmet need study**

Evaluates extent financial aid covers student need

- Financial aid covered 90% of need for full-time, full year needy students last year, a trend that has remained unchanged for the last six years.
- The percent of total aid comprised by loans went from 43 to 41 percent, while grants went from 53 to 56 percent.

# Summary

## **Banner year for Student Financial Aid**

- Implemented eight ground-breaking activities
- Greatest number of students served
- Highest funding & service levels achieved

## **Current Trends**

- Increasing numbers of enrollments and applications
  - 9% increase or about 30,000 FAFSAs
- Expect 6,400 additional Pell recipients
- Expect to leave 4,000 SNG eligible students unserved